

**SURE-TRAC**  
By Novae

**SMART.  
CONFIDENT.  
PROVEN.**



**SURE-TRAC**  
By Novae®

PROFESSIONAL OPEN  
AND ENCLOSED TRAILERS

# BUILT RIGHT FOR THE LONG HAUL

## SMART - CONFIDENT - PROVEN

When you buy a trailer built by **Sure-Trac**, you know it will go the distance. That's because everyone at **Sure-Trac** is committed to providing superior value to our customers by delivering quality products and outstanding customer service. Our trailers provide you with unsurpassed fit and finish, as well as all the features and options you need to get the job done. And since **Sure-Trac** offers one of the widest product ranges in North America, you can be sure we have the right trailer to meet your needs.

## WE MEAN BUSINESS

**Sure-Trac** is a division of Novae LLC, one of the largest, fastest-growing trailer manufacturers in the USA. Our entire company is driven by the knowledge that many of our customers rely on our trailers for their very livelihood. When it comes to providing you with smart engineering, exceptional build quality and top-of-the line components, we will never compromise.



**SURE-TRAC**  
By Novae

# TABLE OF CONTENTS

04 **LANDSCAPE & UTILITY**

08 **CAR HAULERS**

10 **HYDRAULIC DUMPS**

16 **EQUIPMENT TRAILERS**

20 **DECKOVER TRAILERS**

24 **ENCLOSED TRAILERS**



# LANDSCAPE & UTILITY

## TRAILERS




Whether you're looking to tackle chores at home, enjoy a weekend of fun, or get the job done for your business, **Sure-Trac** offers a wide variety of steel and aluminum Landscape and Utility Trailers to meet your demands.

With features like self-retained gate pins, setback jacks, and spring-assist landscape gates, **Sure-Trac** Landscape and Utility Trailers are widely respected for having the best features and fit and finish in the industry.



## SURE-TRAC DIFFERENCE

### ENCLOSED WIRING (STEEL MODELS)




Keeping your electrical wires protected even under the harshest conditions.

### SETBACK JACK



Safely located out of reach of your tailgate to help prevent accidental damage.

### SPRING-ASSIST GATE (STEEL MODELS)



Our durable springs help you raise and lower your ramps more easily and safely.

### FOLD-FLAT GATE



Heavy-duty square tube construction for proven durability. Folds flat to reduce air resistance.

# TUBE TOP



SPRING-ASSIST GATE



SELF-RETAINED GATE PINS

- 10K Model Includes:  
 \* 3" x 2" Tube Top Rail  
 \* 7K Setback Jack  
 \* 5' Reinforced Gate

SIZE	GVWR	PAYLOAD	DECK WIDTH
5' x 10'	2990	2030	61.5"
6' x 10'	2990	2000	71.5"
6' x 12'	2990	1875	71.5"
7' x 12'	2990	1690	81.5"
7' x 14'	7000	5300	81.5"
7' x 16' <small>7K   10K</small>	7000   9900	5180   7370	81.5"
7' x 18' <small>7K   10K</small>	7000   9900	4800   7250	81.5"
7' x 20' <small>7K   10K</small>	7000   9900	4590   7130	81.5"

\*Additional Sizes Available



- Tube Top Rail and Uprights
- Setback Jack
- Spring-Assist Fold-Flat Ramp Gate
- Spare Tire Carrier
- Stake Pockets
- Enclosed Wiring
- Brakes on Both Axles (Tandem Axle Models)

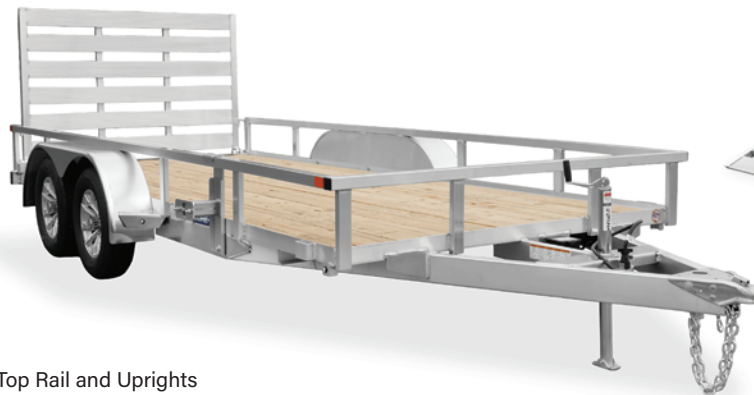
# ALUMINUM TUBE TOP



SPARE TIRE CARRIER



STAKE POCKETS



SIZE	GVWR	PAYLOAD	DECK WIDTH
5' x 8'	2990	2340	61.5"
5' x 10'	2990	2300	61.5"
6' x 10'	2990	2160	71.5"
6' x 12'	2990	2070	71.5"
7' x 12'	2990	2010	81.5"
7' x 14'	2990	1940	81.5"
7' x 14'	7000	5515	81.5"
7' x 16'	7000	5450	81.5"

- Tube Top Rail and Uprights
- 2" x 6" Pressure Treated Decking
- Swivel Jack with Caster Wheel (Single Axle Models)
- Setback Jack (Tandem Axle Models)
- Aluminum Ramp Gate
- Aluminum Wheels
- Spare Tire Carrier
- Stake Pockets
- Brakes on Both Axles (Tandem Axle Models)

By Novae®

## TUBE TOP ATV



SPARE TIRE CARRIER



SIDE LOADING RAMPS

- 5' Side Loading Ramps
- Tube Top Rail and Uprights
- Setback Jack
- Spring-Assist Fold-Flat Ramp Gate
- Stake Pockets
- Enclosed Wiring

SIZE	GVWR	PAYLOAD	DECK WIDTH
7' x 12'	2990	1620	81.5"
7' x 14'	2990	1540	81.5"
7' x 14'	7000	5260	81.5"
7' x 16'	7000	5090	81.5"

\*Additional Sizes Available



## ALUMINUM TUBE TOP ATV



SIDE LOADING RAMPS



- 5' Aluminum Side Loading Ramps
- Tube Top Rail and Uprights
- Swivel Jack with Caster Wheel (Single Axle Models)
- Setback Jack (Tandem Axle Models)
- Aluminum Ramp Gate
- Spare Tire Carrier

SIZE	GVWR	PAYLOAD	DECK WIDTH
7' x 12'	2990	1990	81.5"
7' x 14'	2990	1900	81.5"
7' x 14'	7000	5415	81.5"
7' x 16'	7000	5350	81.5"



## TUBE TOP 3-BOARD HIGH SIDE



D-RINGS

- Tube Top Rail and Uprights
- Setback Jack
- Spring-Assist Fold-Flat Ramp Gate
- Spare Tire Carrier
- Enclosed Wiring

SIZE	GVWR	PAYLOAD	DECK WIDTH
5' x 8'	2990	2000	59.5"
5' x 10'	2990	1820	59.9"
6' x 10'	2990	1760	69.5"
6' x 12'	2990	1690	69.5"
7' x 12'	2990	1560	79.5"
7' x 16'	7000	4790	79.5"

\*Additional Sizes Available



22" TALL SIDES



SPARE TIRE CARRIER

## STEEL HIGH SIDE



D-RINGS



13" SOLID SIDES




- Setback Jack
- Spring-Assist Fold-Flat Ramp Gate
- Spare Tire Carrier
- Enclosed Wiring
- Brakes on Both Axles (Tandem Axle Models)

SIZE	GVWR	PAYLOAD	DECK WIDTH
5' x 8'	2990	2000	61.5"
5' x 10'	2990	1930	61.5"
6' x 10'	2990	1880	71.5"
6' x 12'	2990	1760	71.5"
7' x 12'	2990	1610	81.5"
7' x 16'	7000	5050	81.5"

## ALUMINUM LOW SIDE



D-RINGS



- Tube Top Rail and Uprights
- Extruded Aluminum Flooring
- Swivel Jack with Caster Wheel
- 54" Bi-Fold Aluminum Ramp Gate
- 3500 lb Torsion Axle
- Aluminum Wheels
- Spare Tire Carrier

SIZE	GVWR	PAYLOAD	DECK WIDTH
7' x 10'	2990	2340	78"
7' x 12'	2990	2300	78"
7' x 14'	2990	2260	78"



## SINGLE AXLE TUBE TOP

Landscape & Utility Trailers

# CAR HAULER TRAILERS



On or off the clock, **Sure-Trac** Car Haulers are the proven solution for towing your vehicle, ATV or side-by-side, compact tractor, or any light equipment and materials with confidence. With a wide range of models and options, we have the perfect trailer for your vehicle.

For complete protection from the elements, check out our Enclosed Car Haulers in the Enclosed Trailer section.



## SURE-TRAC DIFFERENCE

### SETBACK JACK



Safely located out of reach of your tailgate to help prevent accidental damage.

### REMOVEABLE FENDER (STEEL DECK & ALUMINUM MODELS)



Creates additional clearance for car doors so you can get in and out easily.

### RAMP STORAGE



Provides secure, easy-to-access storage for your ramps.

### SPARE TIRE CARRIER



While a flat tire is never convenient, our spare tire carrier definitely is.



# C-CHANNEL




SLIDE-OUT RAMPS



- HD Tube Bulkhead
- Setback Jack
- 2' Beavertail with 5' Ramps
- (4) 1/2" D-Rings
- Stake Pockets
- Spare Tire Carrier
- 82" Clearance Between Fenders

2' BEAVERTAIL




5' SLIDE-OUT RAMPS

SIZE	GVWR	PAYLOAD
7' x 14' + 2'	7000	5060
7' x 16' + 2'	7000	4915
7' x 18' + 2'	7000	4800
7' x 16' + 2'	9900	7520
7' x 18' + 2'	9900	7350

# ALUMINUM



REMOVABLE FENDERS



ALUMINUM DECKING

- HD Tube Bulkhead
- Setback Jack
- 4' Beavertail with 5' Ramps
- Aluminum Wheels
- (4) 1/2" D-Rings
- Stake Pockets and Rub Rail
- Spare Tire Carrier
- 82" Clearance Between Fenders

4' BEAVERTAIL



5' SLIDE-OUT RAMPS

SIZE	GVWR	PAYLOAD
7' x 14' + 4'	7000	5745
7' x 16' + 4'	7000	5720
7' x 14' + 4'	9900	8420
7' x 16' + 4'	9900	8340
7' x 18' + 4'	9900	8260


# STEEL DECK



REMOVABLE FENDER



4' BEAVERTAIL



- Sure-Flow Aerodynamic Bulkhead
- Setback Jack
- 4' Beavertail with 5' Ramps
- Driver's Side Removable Fender
- Aluminum Wheels
- (4) 1/2" D-Rings
- Stake Pocket and Rub Rail
- Spare Tire Carrier
- 82" Clearance Between Fenders

SIZE	GVWR	PAYLOAD
7' x 14' + 4'	7000	5060
7' x 16' + 4'	7000	4915
7' x 14' + 4'	9900	7660
7' x 16' + 4'	9900	7580

# FULL-WIDTH



HD DRIVE-OVER FENDERS



2' BEAVERTAIL



- HD Tube Bulkhead
- Setback 7K Drop Leg Jack
- 2' Beavertail with 5' Ramps
- HD Drive-Over Fenders
- Tread Plate Outriggers
- (4) 1/2" D-Rings
- Stake Pockets and Rub Rail
- 82" Clearance Between Fenders
- 98" Overall Deck Width

SIZE	GVWR	PAYLOAD
8.5' x 16' + 2'	9900	7100
8.5' x 18' + 2'	9900	6625
8.5' x 20' + 2'	9900	6150

# HYDRAULIC DUMP TRAILERS



Whether you need a small dump trailer you can pull behind your side-by-side, a professional-grade I-beam model that can haul and dump over eight tons of material, or anything in between, you'll find the right dump trailer at **Sure-Trac**.

We know dump trailers take a fair bit of abuse, so we build ours with care and attention to make sure you can rely on them for the long haul. They offer best-in-class payload capacity and dependability, and they're available in a large variety of sizes and configurations.



## SURE-TRAC DIFFERENCE

### UNDERBODY TOOL STORAGE



You can never have too much space for your tools. Our underbody storage will keep them secure. (HD Models Only)

### INTEGRATED SIDE PANELS



Designed for a modern look and additional structural support.

### INTEGRATED TARP MOUNT



Easily add a tarp to quickly secure loose materials during transport.

\*Tarp Kit included on HD Models

### 110-VOLT BATTERY CHARGER



Work is hard. Charging your trailer's battery shouldn't be.

\*Standard feature on HD Models

## UTILITY



PROTECTED REMOTE HOLDER



Detachable Tongue  
12" Tall Sides  
Swivel Jack with Caster Wheel  
Removable Front and Rear Panels that Serve as Ramps  
10" Radial Tires  
(4) 1/2" D-Rings  
All LED Lights  
Power-Up, Power-Down Hydraulics  
DOT Certified, Street-Legal  
Bed Width - 54"

SIZE	GVWR	PAYLOAD
4.5' x 8'	2990	2050

## LOW PROFILE HOMEOWNER



REAR BARN DOORS



16" Tall Sides  
Integrated Body Stiffening System  
(5) 1/2" D-Rings  
Stake Pockets  
Spare Tire Carrier  
Integrated Tarp Mount  
Power-Up, Power-Down Hydraulics  
Bed Width - 62"

SIZE	GVWR	PAYLOAD
5' x 8'	5000	3480
5' x 10'	7000	5140

## SD LOW PROFILE




BARN DOOR / SPREADER GATE



20" Tall Sides  
Integrated Body Stiffening System  
Ramps (Stored Underneath Bed)  
(5) 1/2" D-Rings  
Stake Pockets  
Spare Tire Carrier  
Integrated Tarp Mount  
Power-Up, Power-Down Hydraulics  
Bed Width - 72"

SIZE	GVWR	PAYLOAD
6' x 10'	7000	4215
6' x 10'	9900	6950
6' x 12'	9900	6800

## SD DECKOVER



STAKE POCKETS

OPTIONAL TARP KIT



16" Tall Sides  
Integrated Body Stiffening System  
Spreader / Pick-Up Style Gate  
(5) 1/2" D-Rings  
Stake Pockets  
Integrated Tarp Mount  
Power-Up, Power-Down Hydraulics  
Bed Width - 71.5"

SIZE	GVWR	PAYLOAD
6' x 10'	7000	5180
6' x 10'	9900	7960

# HD LOW PROFILE



**DUAL RAM**  
POWER-UP/POWER-DOWN

The **Dual Ram** hydraulic lift system is a simple and budget friendly design. This hoist is proven, time-tested, and has been considered the traditional dump trailer for many years. The two cylinders under the bed work simultaneously to elevate the bed. This is a power-up and power-down application.

SIZE	GVWR	PAYLOAD
7' x 12'	12000	8500
7' x 12'	14000	10280
7' x 14'	14000	10120



**SCISSOR**  
POWER-UP/GRAVITY-DOWN

The **Scissor** hydraulic lift system contains a hydraulic cylinder within a hoist mounted to the underside of the trailer, increasing the rigidity between the dump bed and the dump frame. The scissor hoist provides the fastest cycle time of the different hoists, and the power-up and gravity-down reduces power usage and provides more cycles per charge.

SIZE	GVWR	PAYLOAD
7' x 12'	12000	8340
7' x 12'	14000	10120
7' x 14'	14000	9920
7' x 16'	14000	9580
7' x 14'	16000	11680
7' x 16'	16000	11340



**TELESCOPIC**  
POWER-UP/GRAVITY-DOWN

Rapidly growing in popularity through proven performance, the **Telescopic** hydraulic lift system provides the best mechanical advantage when lifting a load. Having the cylinder mounted upright to the front of the bed directs the lifting force vertically, reducing stress to the frame and pivot points.

SIZE	GVWR	PAYLOAD
7' x 12'	12000	8500
7' x 12'	14000	10280
7' x 14'	14000	10120
7' x 16'	14000	9900
7' x 14'	16000	11880
7' x 16'	16000	11660

- 24" Tall Sides with Integrated Body Stiffening System
- Board Holders
- Ramps (Stored Underneath Bed)
- HD Reinforced Combo Barn Door Spreader Gate with Cambar
- (5) 1/2" D-Rings
- Stake Pockets
- Spare Tire Carrier
- Side Steps
- 110-Volt Battery Charger
- Bed Width - 82"



# HD LOW PROFILE W/ 4FT. SIDES



MESH TARP W/ ANTI-SAIL KIT



110-VOLT BATTERY CHARGER

- 48" Tall Sides
- Integrated Body Stiffening System
- Adjustable Coupler
- Ramps (Stored Underneath Bed)
- HD Reinforced Combo Barn Door Spreader Gate with Cambar
- (5) 1/2" D-Rings
- Underbody Secure Tool Storage
- Telescopic Hoist - Power-Up / Gravity-Down Hydraulics
- Bed Width - 82"

SIZE	GVWR	PAYLOAD
7' x 12'	14000	10130
7' x 14'	14000	9970
7' x 16'	14000	9750



STAKE POCKETS


# PRO SERIES TELESCOPIC



HD I-BEAM FRAME



PUMP BOX W/ INTERIOR LIGHT



3" X 2" TUBE TOP RAIL

- Nested Dump Bed (Lower Deck Height)
- 24" Tall Rigid Panels
- HD 2-Speed 12K Drop Leg Jack
- Rear Stabilizer Jacks
- Ramps (Stored Underneath Bed)
- HD Reinforced Combo Barn Door Spreader Gate with Cambar
- Spring-Loaded Door Hold-Backs
- 7-Gauge Floor
- (5) 1/2" D-Rings
- Stake Pockets (Integrated into Rigid Panel)
- Protected Tarp Mount with Mesh Tarp Kit Installed
- Anti-Sail Kit with Integrated Tie-Down
- Power-Up / Gravity-Down Hydraulics
- Bed Width - 82"


SIZE	GVWR	PAYLOAD
82" x 14'	15400	10820
82" x 16'	15400	10620
82" x 14'	17600	12780
82" x 16'	17600	12580
82" x 14'	22000	16725
82" x 16'	22000	16525



AVAILABLE IN 4' SIDE MODELS

\*All models available with 4ft. Sides

# PRO SERIES SUPER DUTY



STAKE POCKETS



SIDE STEPS



REAR STABILIZER JACKS



LARGE HYDRAULIC PUMP BOX

- HD I-Beam Frame and Tongue
- Nested Dump Bed
- 48" Tall Rigid Panels
- 3" x 2" Tube Top Rail
- HD 2-Speed 12K Drop Leg Jack
- 48" Axle Spread
- Ramps (Stored Underneath Bed)
- 7-Gauge Floor
- (5) 1/2" D-Rings
- Stake Pockets (Integrated into Rigid Panel)
- Anti-Sail Kit with Integrated Tie-Down
- Large Hydraulic Pump Box with Interior Light
- Power-Up / Gravity-Down Hydraulics
- Bed Width - 82"

SIZE	GVWR	PAYLOAD
82" x 16'	22500	17470
82" x 18'	22500	17270
82" x 20'	22500	17100
82" x 16'	25900	20450
82" x 18'	25900	20210
82" x 20'	25900	20010



INTERIOR TOOLBOX LIGHT





## HD LOW PROFILE

Telescopic Dump Trailer

# EQUIPMENT TRAILERS



Equipment comes in a wide range of sizes – and maybe more importantly, weights. That’s why **Sure-Trac** offers a wide variety of equipment trailers. Whether you are looking for a heavy-duty single axle tilt trailer to transport a man lift or a tandem axle trailer to haul a skid steer, you’ll find what you need at **Sure-Trac**.

Our Trailers are designed by our experienced in-house engineers with the latest CAD/CAM technologies, so you can trust they will haul your equipment safely and securely.



## SURE-TRAC DIFFERENCE

### FULL-WIDTH RAMPS



Safely load equipment of any size with full-width ramps.

### DRIVE-OVER FENDERS



Full-width deck and sturdy drive-over fenders provide maximum versatility.

### SPRING-ASSIST RAMPS



Our durable springs help you raise and lower your ramps more easily and safely.

### OPTIONAL DROP-IN TOOLBOX



Securely store tools and accessories in a toolbox that is out of the way.



# PRO SERIES IMPLEMENT



LARGE TOOLBOX W/ LIGHT



OVERSIZED STAKE POCKETS



EXTENDED (72") TONGUE



FULL-WIDTH RAMPS (OPTIONAL)

- HD I-Beam Frame and Tongue
- Optimal Ground Clearance and Low Deck Height
- HD Bulkhead with Integrated Tie-Down Points
- Adjustable 4-Bolt Pintle Eye Coupler
- HD 2-Speed 12K Drop Leg Jack
- 3' Self-Cleaning Beavertail
- 24" Wide HD Mesh-Covered Ramps with Adjustable Support Legs
- (4) 3/4" D-Rings
- Banjo Tie Downs in Beavertail
- 82" Clearance Between Fenders

SIZE	GVWR	PAYLOAD
7' x 17' + 3'	15400	11920
7' x 19' + 3'	15400	11720
7' x 17' + 3'	17600	13880
7' x 19' + 3'	17600	13680
7' x 17' + 3'	22000	17880
7' x 19' + 3'	22000	17680

\*Additional Sizes Available

# IMPLEMENT



ADJUSTABLE SUPPORT LEGS



- HD Tube Bulkhead
- HD Setback Jack
- (4) D-Rings
- Stake Pockets and Rub Rail
- 82" Clearance Between Fenders

SIZE	GVWR	PAYLOAD
7' x 16' + 2'	9900	7150
7' x 18' + 2'	9900	6950
7' x 16' + 2'	14000	11130
7' x 18' + 2'	14000	10805
7' x 16' + 2'	16000	12460
7' x 18' + 2'	16000	12280

\*Additional Sizes Available



2' BEAVERTAIL

SPRING-ASSIST RAMPS

# ALUMINUM IMPLEMENT



RECESSED D-RINGS



- Channel Frame and Full Wrapped Tongue
- HD Tube Bulkhead
- HD Setback Jack
- 2' Cleated Beavertail with 5' Aluminum Stand-Up Ramps
- (4) Recessed D-Rings
- Stake Pockets and Rub Rail
- 82" Clearance Between Fenders

SIZE	GVWR	PAYLOAD
7' x 16' + 2'	9900	7980
7' x 18' + 2'	9900	7840
7' x 20' + 2'	9900	7700
7' x 16' + 2'	14000	11780
7' x 18' + 2'	14000	11600
7' x 20' + 2'	14000	11360



By Novae®

# UNIVERSAL RAMP IMPLEMENT



DROP-IN TOOLBOX (OPTIONAL)



- HD Tube Bulkhead
- Adjustable Coupler and HD 12K Drop Leg Jack
- 3' Cleated Beavertail
- (4) D-Rings
- Stake Pockets and Rub Rail
- Spare Tire Carrier
- 82" Clearance Between Fenders

SIZE	GVWR	PAYLOAD
7' x 15' + 3'	14000	11030
7' x 17' + 3'	14000	10970
7' x 15' + 3'	16000	12525
7' x 17' + 3'	16000	12465

\*Additional Sizes Available



UNIVERSAL FULL-WIDTH RAMPS

# FULL-WIDTH IMPLEMENT



HD DRIVE-OVER FENDERS



- 2' Tread Plate Beavertail
- HD 4" Channel Stand-Up Ramps
- HD Drive-Over Fenders
- Tread Plate Outriggers
- (4) D-Rings
- Banjo Tie-Downs in Beavertail
- 82" Clearance Between Fenders
- 98" Overall Deck Width

SIZE	GVWR	PAYLOAD
7' x 16' + 2'	14000	10840
7' x 18' + 2'	14000	10480
7' x 20' + 2'	14000	10145
7' x 16' + 2'	16000	11950
7' x 18' + 2'	16000	11620
7' x 20' + 2'	16000	11285



# PRO SERIES FULL-WIDTH IMPLEMENT



ADJUSTABLE SUPPORT LEGS



HD BULKHEAD W/ TIE-DOWNS



SIZE	GVWR	PAYLOAD
7' x 15' + 3'	15400	11625
7' x 17' + 3'	15400	11290
7' x 19' + 3'	15400	10950
7' x 15' + 3'	17600	13475
7' x 17' + 3'	17600	13140
7' x 19' + 3'	17600	12800
7' x 15' + 3'	22000	17583
7' x 17' + 3'	22000	17240
7' x 19' + 3'	22000	16892

\*Additional Sizes Available

- HD I-Beam Frame and Tongue
- Optimal Ground Clearance and Low Deck Height
- HD Bulkhead with Integrated Tie-Down Points
- HD 2-Speed 12K Drop Leg Jack
- HD Drive-Over Fenders
- HD Mesh-Covered Ramps
- (4) 3/4" D-Rings
- Banjo Tie-Downs in Beavertail
- Oversized Stake Pockets
- 82" Clearance Between Fenders



# SINGLE AXLE TILT BED



HYDRAULIC DAMPENER




- HD Tube Bulkhead
- Setback 7K Drop Leg Jack
- Torsion Axle
- (4) 1/2" D-Rings
- Stake Pockets
- A-Frame Toolbox
- Hydraulic Dampener

SIZE	GVWR	PAYLOAD	DECK WIDTH
5' x 10'	6000	4640	62"
6.5' x 12'	7800	5900	78"
6' x 12' + 4'	7800	5700	78"
6.5' x 12'	9900	7700	78"
6.5' x 12' + 4'	9900	7500	78"



# TILT BED



TAPERED ENTRY



OPTIONAL DROP-IN TOOLBOX

- Nested Frame
- Adjustable Coupler and HD 12K Drop Leg Jack
- (4) D-Rings
- Stake Pockets and Rub Rail
- Spare Tire Carrier
- Hydraulic Dampener
- 82" Clearance Between Fenders

SIZE	GVWR	PAYLOAD
7' x 16'	14000	10880
7' x 16' + 4'	14000	10480
7' x 18'	14000	10680
7' x 18' + 4'	14000	10270
7' x 18'	16000	11980
7' x 18' + 4'	16000	11570



# PRO SERIES TILT BED



LARGE TOOLBOX W/ LIGHT



EASY LOCKING BED LATCH



EXTENDED 72" TONGUE

SIZE	GVWR	PAYLOAD
7' x 16'	15400	11820
7' x 16' + 4'	15400	11420
7' x 18'	15400	11620
7' x 18' + 4'	15400	11220
7' x 16' + 4'	17600	13380
7' x 18'	17600	13580
7' x 20'	17600	13380
7' x 18' + 4'	22000	17180
7' x 20'	22000	17380

- HD I-Beam Frame and Tongue
- Optimal Ground Clearance and Low Deck Height
- HD Bulkhead with Integrated Tie-Down Points
- Adjustable 4-Bolt Pintle Eye Coupler
- HD 2-Speed 12K Drop Leg Jack
- Hydraulic Dampener with Stop Valve
- (4) 3/4" D-Rings
- Banjo Tie-Downs in Beavertail
- Oversized Stake Pockets
- 82" Clearance Between Fenders



\*Additional Sizes Available

# DECKOVER TRAILERS



**Sure-Trac** Deckover Trailers are designed to work as hard as you do. Featuring Cross-Track™ bracing to stabilize the trailer even under extreme loads and pierced frames for lower deck heights, these commercial-grade deckovers will have your back for years to come. Features like self-cleaning beavertails, heavy-duty D-Rings, chain spools, and side steps are all included to save you time and money. With a large variety of options available, **Sure-Trac** makes it easy for you to find the right trailer to meet your needs.



## SURE-TRAC DIFFERENCE

### PIERCED FRAME (HD MODELS ONLY)



Provides lower deck height for easy access and a safer loading angle.

### CHAIN SPOOLS



Convenient anchor points to secure your loads, protected by a sturdy rub rail.

\*Standard feature on HD Models

### MULTIPLE RAMP OPTIONS



No matter what equipment you haul, we offer the right ramp to load it safely.

### HD I-BEAM GOOSENECK



Centers the trailer's weight over your truck's rear axle to improve stability and reduce sway.

## LOW PROFILE FLATBED



SLIDE-OUT RAMPS



- HD Tube Bulkhead
- Adjustable Coupler
- Setback 7K Jack
- 8' Slide-Out Ramps
- 32" Deck Height
- Diamond Plate Deck over Wheels
- (6) 1/2" D-Rings
- Stake Pockets and Rub Rail
- Spare Tire Carrier

SIZE	GVWR	PAYLOAD
8.5' x 16'	9900	7255
8.5' x 18'	9900	7070
8.5' x 20'	9900	6885



## LOW PROFILE BEAVERTAIL



SPARE TIRE CARRIER



- HD Tube Bulkhead
- Adjustable Coupler
- Setback 7K Jack
- 3' Beavertail
- 5' Stand-Up Ramps
- 32" Deck Height
- Diamond Plate Deck over Wheels
- (6) 1/2" D-Rings
- Stake Pockets and Rub Rail
- Spare Tire Carrier

SIZE	GVWR	PAYLOAD
8.5' x 15' + 3'	9900	7180
8.5' x 17' + 3'	9900	7100



## STANDARD DUTY FLATBED



HD TUBE BULKHEAD



- HD I-Beam Frame
- HD Tube Bulkhead
- Adjustable 2-5/16" Coupler
- Setback HD 12K Drop Leg Jack
- (6) 1/2" D-Rings
- Stake Pockets and Rub Rail
- Spare Tire Carrier
- Gooseneck Model includes Dual Jacks and Toobox


SIZE	GVWR	PAYLOAD	
		Bumper	Gooseneck
8.5' x 18'	15000	12315	11510
8.5' x 20'	15000	11930	11130
8.5' x 22'	15000	11543	10743



## STANDARD DUTY BEAVERTAIL



STAKE POCKETS & RUB RAIL




4' SELF-CLEANING BEAVERTAIL

- HD I-Beam Frame
- HD Tube Bulkhead
- Adjustable 2-5/16" Coupler and 12K Jack
- (8) 1/2" D-Rings
- HD 4" Channel Stand-Up Ramps
- Spare Tire Carrier
- Gooseneck Model includes Dual Jacks and Toobox

SIZE	GVWR	PAYLOAD	
		Bumper	Gooseneck
8.5' x 18' + 4'	15000	11870	11070
8.5' x 20' + 4'	15000	11525	10725
8.5' x 22' + 4'	15000	11175	10375



# HD LOW PROFILE BEAVERTAIL - BUMPER PULL



PIERCED FRAME



CROSS-TRAC BRACING



CHAIN SPOOLS



SIZE	GVWR	PAYLOAD
8.5' x 20' + 5'	15000	10360
8.5' x 20' + 5'	17600	12860
8.5' x 20' + 5'	22500	16960
8.5' x 20' + 5'	25900	20060
8.5' x 20' + 5'	32000	25790

- HD Pierced Beam Frame
- Cross-Trac Bracing
- HD Steel Bulkhead
- Adjustable Coupler and HD 12K Jack
- 5' Self-Cleaning Beavertail with Flip-Over Ramps
- (8) D-Rings
- Chain Spools, Stake Pockets and Rub Rail
- Spare Tire Carrier
- Side Steps

\*Additional Sizes Available

# HD LOW PROFILE BEAVERTAIL - GOOSENECK



TOOL TRAY & WINCH RECEIVER



TOOLBOX



SIDE STEP

SIZE	GVWR	PAYLOAD
8.5' x 20' + 5'	15000	10070
8.5' x 20' + 5'	17600	12570
8.5' x 20' + 5'	22500	16700
8.5' x 20' + 5'	25900	19800
8.5' x 20' + 5'	30000	23530

- HD Pierced Beam Frame
- Cross-Trac Bracing
- HD Steel Bulkhead
- I-Beam Gooseneck Coupler with Dual HD 12K Jacks
- 5' Self-Cleaning Beavertail with Flip-Over Ramps
- (8) D-Rings
- Chain Spools
- Stake Pockets and Rub Rail
- Spare Tire Carrier (in Gooseneck)

\*Additional Sizes Available



OPTIONAL FULL-WIDTH RAMPS

# HD LOW PROFILE POWER TILT



110-VOLT BATTERY CHARGER



CONTROL BOX



- HD I-Beam Frame and Tongue
- HD Bulkhead
- Adjustable Coupler and HD 12K Jack
- Diamond Plate Deck over Wheels
- (6) 5/8" D-Rings
- Chain Spools
- Stake Pockets and Rub Rail
- Side Steps
- Tongue Mounted Control Box
- Power-Up, Power-Down Hydraulics

SIZE	GVWR	PAYLOAD	
		Bumper	Gooseneck
8.5' x 22'	15000	10515	10225
8.5' x 22' + 4'	15000	9830	9540
8.5' x 22'	17600	12775	12485
8.5' x 22' + 4'	17600	12230	11940

\*Additional Sizes Available



GOOSENECK MODEL SHOWN

# HD LOW PROFILE HYDRAULIC BEAVERTAIL



UNDERBODY CONTROL BOX



HD BORE TWIN LIFT CYLINDER



TOOLBOX


- HD Pierced I-Beam Frame
- Cross-Trac Bracing
- HD I-Beam Gooseneck Coupler with Dual HD 12K Jacks
- 10' Hydraulic Beavertail
- 48" Spread Axles
- (8) 5/8" D-Rings
- Chain Spools
- Stake Pockets and Rub Rail
- Spare Tire Carrier (in Gooseneck)

Size	GVWR	Payload
8.5' x 20' + 5'	22500	15980
8.5' x 20' + 5'	25900	19220
8.5' x 20' + 5'	30000	22420

\*Additional Sizes Available



TOOL TRAY W/ WINCH RECEIVER MOUNT



48" AXLE SPREAD

**10' HYDRAULIC BEAVERTAIL**  
 - 5000 lb Payload  
 - 8000 lb Lifting Capacity

# ENCLOSED TRAILERS




**Sure-Trac** Enclosed Trailers are built to be a lasting investment. All **Sure-Trac** Enclosed Trailers are thoughtfully designed with industry-leading features such as a one-piece aluminum roof, screwless exterior, finished interior and aluminum wheels.

Covered by a 3-year warranty, you can be confident that your **Sure-Trac** Enclosed Trailer will deliver proven performance.



## SURE-TRAC DIFFERENCE

### SETBACK JACK



Safely located out of reach of your tailgate to help prevent accidental damage.

### POLYETHYLENE VAPOR BARRIER



Protects your Sure-Trac trailer from moisture penetration, and prevents the onset of electrolysis.

### 6' 6" INTERIOR HEIGHT



Extra headroom and greater cargo capacity for increased versatility.

### CORNER GUSSETS



Reinforcing the frame structure for improved rigidity and longevity.

\*Standard on Contractor and Landscape Pro



# 5' & 6' WIDE PRO SERIES WEDGE CARGO



FLOW-THROUGH VENTS



SETBACK JACK

- 5' Interior Height (5' Wide Models)
- 6' Interior Height (6' Wide Models)
- 16" On-Center Tube Wall Studs
- 12-Volt Wall Mounted LED Dome Light
- 3/8" Engineered Wood Wall Liner with Aluminum Trim
- 3/4" Engineered Wood Flooring
- .030 Smooth Aluminum, Screwless Exterior
- 2250 lb Rated Ramp Door

32" x 64" RV SIDE DOOR  
6' WIDE MODELS ONLY



WOOD TRANSITION FLAP

SIZE	GVWR	PAYLOAD	REAR DOOR OPENINGS
5' x 8'	2990	2040	50" x 53.75"
5' x 10'	2990	1890	50" x 53.75"
6' x 10'	2990	1750	62" x 66.75"
6' x 12'	2990	1600	62" x 66.75"
6' x 12' Tandem Axle	7000	5120	62" x 66.75"

# 7' & 8.5' WIDE PRO SERIES WEDGE CARGO



6' X 6" INTERIOR HEIGHT



SETBACK JACK



CEILING LINER



ALUMINUM WHEELS

SIZE	GVWR	PAYLOAD	REAR DOOR OPENING
<b>7' Wide</b> 12'   14'   16'   18'	7000	5100   4960   4880   4780	74" x 72.50"
<b>8.5' Wide</b> 16'   18'   20'	7000	4120   3740   3390	90" x 72.50"
<b>7' Wide</b> 12'   14'   16'   18'	9900	7750   7610   7500   7350	74" x 72.50"
<b>8.5' Wide</b> 16'   18'   20'   24'	9900	6550   6470   6140   5480	90" x 72.50"

- 6'6" Interior Height
- 16" On-Center Tube Walls
- Torsion Axles
- 3/8" Engineered Wood Wall Liner with Aluminum Trim
- 3/4" Engineered Wood Flooring
- Integrated Backup Lights
- .030 Smooth Aluminum, Screwless Exterior
- 32" x 70" RV Side Door with Aluminum Door Holder
- 2250 lb Ramp Door (7' Wide Models)
- Heavy-Duty 4100 lb Ramp Door (8.5' Wide Models)

\*Additional Sizes Available

By Novae®

# PRO SERIES ROUND TOP CARGO



32" X 70" RV SIDE DOOR



6' 6" INTERIOR HEIGHT



SETBACK JACK



SIZE	GVWR	PAYLOAD	REAR DOOR OPENING
<b>7' Wide</b> 12'   14'   16'   18'	7000	5100   4960   4880   4780	74" x 72.50"
<b>8.5' Wide</b> 16'   18'   20'	7000	4040   3895   3670	90" x 72.50"
<b>7' Wide</b> 12'   14'   16'   18'	9900	7730   7610   7500   7430	74" x 72.50"
<b>8.5' Wide</b> 16'   18'   20'   24'	9900	6770   6545   6320   5920	90" x 72.50"


- 16" On-Center Tube Walls
- Torsion Axles
- Aluminum Wheels
- 3/8" Engineered Wood Wall Liner with Aluminum Trim
- 3/4" Engineered Wood Flooring
- (2) 12-Volt LED Dome Lights
- Integrated Backup Lights
- .030 Smooth Aluminum, Screwless Exterior
- 2250 lb Ramp Door (7' Wide Models)
- Heavy-Duty 4100 lb Ramp Door (8.5' Wide Models)

\*Additional Sizes Available

# PRO SERIES WEDGE CAR HAULER



48" X 70" RV DOOR WITH STEP



(4) 6K D-RINGS



TRIPLE-TUBE TONGUE



4' BEAVERTAIL

HD 4100 lb RAMP DOOR

SIZE	GVWR	PAYLOAD	REAR DOOR OPENING
<b>8.5' x 18'</b>	7000	3750	90" x 76.50"
<b>8.5' x 20'</b>	7000	3575	90" x 76.50"
<b>8.5' x 18'</b>	9900	6450	90" x 76.50"
<b>8.5' x 20'</b>	9900	6300	90" x 76.50"
<b>8.5' x 18'</b>	9900	6000	90" x 76.50"
<b>8.5' x 20'</b>	9900	5430	90" x 76.50"

- 6'6" Interior Height
- 18.5" Deep Wedge
- 6" x 2" Tube Frame and Tongue
- 16" On-Center Tube Wall Studs
- 16" On-Center Floor Crossmembers
- 48" Beavertail
- 3/8" Engineered Wood Wall Liner with Aluminum Trim
- 3/4" Engineered Wood Flooring
- (2) 12-Volt LED Dome Lights
- Integrated Backup Lights
- .030 Smooth Aluminum, Screwless Exterior

\*Additional Sizes Available



# PRO SERIES ROUND TOP CAR HAULER



6' 6" INTERIOR HEIGHT



(4) 6K D-RINGS



TRIPLE-TUBE TONGUE



4' BEAVERTAIL

HD 4100 lb RAMP DOOR



SIZE	GVWR	PAYLOAD	REAR DOOR OPENING
8.5' x 18'	7000	3750	90" x 76.50"
8.5' x 20'	7000	3575	90" x 76.50"
8.5' x 18'	9900	6450	90" x 76.50"
8.5' x 20'	9900	6300	90" x 76.50"
8.5' x 24'	9900	6000	90" x 76.50"
8.5' x 28'	9900	5575	90" x 76.50"


\*Additional Sizes Available

- 6" x 2" Tube Frame and Tongue
- 16" On-Center Tube Wall Studs
- 16" On-Center Floor Crossmembers
- 3/8" Engineered Wood Wall Liner with Aluminum Trim
- 3/4" Engineered Wood Flooring
- (4) 6K D-Rings
- (2) 12-Volt LED Dome Lights
- Integrated Backup Lights
- .030 Smooth Aluminum, Screwless Exterior
- 48" x 70" RV Side Door with Step Well

# RACING PRO CAR HAULER



INTERIOR OF DELUXE MODEL



DIE-CAST PADDLE LATCHES



\*DELUXE MODEL SHOWN



12" REAR SPOILER WITH LOADING LIGHT

- Deluxe Model Includes:
- \* Rubber Tread Plate Flooring
  - \* Upper and Lower Front Cabinet with Counterop
  - \* (4) High Output Rectangular Dome Lights
  - \* 36" Aluminum Pull-Out Step
  - \* Additional Marker Lights on Side, and (3) Amber LED Eyebrow Lights

SIZE	GVWR	PAYLOAD	REAR DOOR OPENING
8.5' Wide 20'   24'	9900	5000   4800	92" x 82.50"
8.5' Wide 28'   32'	9900	4460   3540	92" x 82.50"
8.5' Wide 20'   24'	14000	8560   8360	92" x 82.50"
8.5' Wide 28'   32'	14000	8040   7120	92" x 82.50"

\*Additional Sizes Available

- 7' Interior Height
- 6" Extended Triple-Tube Tongue
- Torsion Axles with 12" Spread
- White Vinyl Walls and Ceiling
- 3/4" Engineered Wood Flooring
- 12" Rear Spoiler with Loading Light
- 48" x 70" RV Side Door with Step Well
- 4" Wide Door Posts for Max Opening
- 4100 lb Heavy-Duty Rear Ramp Door
- 1/4" Turn Die-Cast Paddle Latches

# CONTRACTOR PRO BULLNOSE



ADJUSTABLE COUPLER



9" X 14" CORNER GUSSETS



6" EXTENDED TRIPLE-TUBE TONGUE



HD 4100 lb RAMP DOOR WITH INTEGRATED TRANSITION



SIZE	GVWR	PAYLOAD	REAR DOOR OPENING
8.5' x 16'	9900	6450	90" x 72.50"
8.5' x 18'	9900	6300	90" x 72.50"
8.5' x 20'	9900	6150	90" x 72.50"
8.5' x 16'	14000	10400	90" x 72.50"
8.5' x 18'	14000	10250	90" x 72.50"
8.5' x 20'	14000	9920	90" x 72.50"
8.5' x 24'	14000	9220	90" x 72.50"

- 6'6" Interior Height
- 16" On-Center Tube Wall Studs
- 12" On-Center Floor Crossmembers
- 16" On-Center Tube Roof Bows
- Braced and Gusseted Walls
- 3/8" Engineered Wood Wall Liner with Aluminum Trim
- 3/4" Engineered Wood Flooring
- Flat-Front Full-Width Interior Wall
- Integrated Backup Lights
- Heavy Duty Ramp Door or Double Rear Doors

\*Additional Sizes Available

# LANDSCAPE PRO ROUND TOP




3-PIECE TRIMMER BRACKETS



STEEL FOLD-DOWN BENCH



SUPER DUTY 5250 lb RAMP W/ INTEGRATED TRANSITION



ADJUSTABLE COUPLER AND SETBACK JACK

SIZE	GVWR	PAYLOAD	REAR DOOR OPENING
8.5' x 16'	9900	6145	90" x 72.50"
8.5' x 18'	9900	5920	90" x 72.50"
8.5' x 20'	9900	5695	90" x 72.50"
8.5' x 18'	14000	9850	90" x 72.50"
8.5' x 20'	14000	9625	90" x 72.50"
8.5' x 24'	14000	9175	90" x 72.50"

- 6'6" Interior Height
- 16" On-Center Tube Wall Studs
- 12" On-Center Floor Crossmembers
- 16" On-Center Tube Wall Studs
- Braced and Gusseted Walls
- 9" x 14" Corner Gussets
- 3/8" Engineered Wood Wall Liner with Aluminum Trim
- 3/4" Pressure Treated Plywood Flooring with Kick Panel
- Flat-Front Full-Width Interior Wall
- (2) Non-Powered Roof Vents
- 32" x 70" RV Side Door With Barlock Add-On

\*Additional Sizes Available



6" EXTENDED TRIPLE-TUBE TONGUE



## RACING PRO CAR HAULER

\*shown with optional Premium Escape Door

# SURE-TRAC

By Novae®



Sure-Trac Trailers Division  
Novae LLC  
1 Novae Parkway  
Markle, IN 46770



SCAN TO VISIT  
OUR WEBSITE



[sure-trac.com](http://sure-trac.com)

This document is provided for informational purposes only. Pictures, illustration, and text may include options and accessories not available at all times or as standard equipment. Contact your local dealer (sales representative) for exact specifications. All trademarks, services marks, trade names, trade dress, products names and logo appearing in this document are the property of their respective owners. Novae® and Sure-Trac® are registered trademarks of Novae LLC. All rights reserved. © 2023 Novae LLC



Authorized Sure-Trac Trailer Dealer

**Paymed\***  
**Trailer Sales & Service**  
**Canisteo, NY**  
**607-698-2487**